

AUGUST® User Manual

PCR450



August International Ltd
United Kingdom

Tel: +44 (0) 845 250 0586

www.augustint.com

- EN** Smart Remote Control
- FR** Télécommande Connectée
- DE** Smarte Fernbedienung
- IT** Telecomando Intelligente
- ES** Mando a Distancia Inteligente

User Manual

Thank you for purchasing the August PCR450 Smart Remote Control. This user manual is designed to familiarise you with all the features of this device. Please take the time to read this user manual carefully, even if you are already familiar with a similar product.

Safety

To ensure the safety of you and others, please read the Safety Instructions before using this device. Please do not disassemble the product, it can be unsafe and will invalidate the manufacturer's warranty.

Disposal

Please ensure the product and accessories are disposed of in compliance with the WEEE (Waste Electrical and Electronic Equipment) Directive and any other regulations applicable to your country.

Always check with the environmental agency and any other relevant authorities for current disposal regulations.

Customer Service

You can contact us by phone on: +44 (0)845 250 0586 or by email at: service@augustint.com should you require further technical support or customer service.

1. Safety instructions

- 1) Do not use this device near water.
- 2) Clean only with a dry cloth. Switch this product off before cleaning.
- 3) Do not install near any heat sources such as stoves or other apparatus that produce heat.
- 4) Only use the accessories supplied by the manufacturer.
- 5) Do not open the device, as this will invalidate the warranty.

2. Main Features

- Smart Remote Control with Air Mouse
- 2 Programmable Buttons
- Radio Frequency USB Receiver
- Compatible with Windows / Android

3. Box Contents



Smart Remote Control



USB Receiver

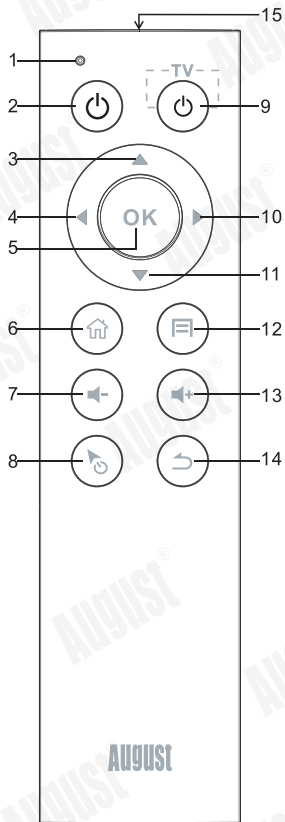


2 x AAA Batteries



User Manual

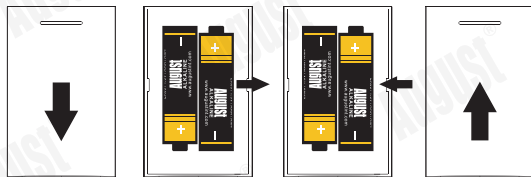
4. Part Names and Functions



1. Status LED
2. Programmable Button 1
3. Up
4. Left
5. OK
6. Home
7. Volume Down
8. Air Mouse Switch
9. Programmable Button 2
10. Right
11. Down
12. Menu
13. Volume Up
14. Return
15. IR Diode
16. USB Receiver

5. Battery Replacement

- 1) Press and slide the battery cover in direction shown.
- 2) Remove old AAA batteries if required.
- 3) Insert new AAA batteries following the positive and negative markings.
- 4) Replace battery cover and slide to lock.



6. Operation

To use the remote, plug the USB receiver into a USB port of the device you wish to use it with.

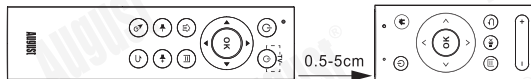
The drivers will be automatically installed and you will be able to use the remote quasi instantly.

- Programmable Buttons

There are two programmable buttons on the PCR450. They can be programmed from any other IR remote control.

To program a button:

1. Press and hold the programmable button for 6 seconds to activate the learning function. Once activated, the status LED will light blue constantly.
2. Whilst activated, point the IR Transmitter of your source remote at the IR LED of the PCR450.



3. Press the button on the source remote that you wish the PCR450 to learn.
Once programming is complete, the PCR450 status LED will flash twice.
4. Once programming is complete, the PCR450 status LED will flash twice.

7. Specifications

Working Voltage	2 – 3V
Working Current	10mA
Standby Current	15µA
Working Range	2.4G: ≤10m; RF: ≤ 8m
Carrier wave Frequency	2.4GHz
TX Power	5dbm
Dimensions	150 x 38 x 14mm
Net Weight	39g

8. Warranty

This product is guaranteed for twelve months from the date of the original purchase. In the unlikely event of any defect arising due to faulty materials or workmanship, the unit will be either replaced or repaired free of charge (where possible) during this period. An alternative product will be offered in case the product is no longer available or repairable.

This warranty is subject to the following conditions:

- The warranty is only valid within the country where the product is purchased.
- The product must be correctly installed and operated in accordance to the instructions given in this user manual.
- The product must be used solely for domestic purposes.
- The warranty only covers the main units, and does not cover the accessories.
- The warranty does not cover the damage caused by negligence, accident and natural disaster.
- The warranty will be rendered invalid if the product is resold or has been damaged by inexpert repairs. The manufactures disclaim any liability for incidental or consequential damages.
- Please consult our customer adviser before returning any product; we are not responsible for any unexpected product returns.
- Any faulty product must be kept and returned in the original packaging with all the accessories and the original copy of the purchase receipt.

The warranty is in addition to, and does not diminish, your statutory or legal rights.

Customer Service:

Telephone: +44 (0) 845 250 0586

Email: service@augustint.com

This product is in compliance with the essential requirements and other relevant provisions of Directive 1999/5/EC. The declaration of conformity may be consulted at August International Ltd, Unit 5 Swains Mill, Crane Mead, Ware SG12 9PY, England.

